

2022 Annual Report

BOYS & GIRLS CLUBS
OF ST. CHARLES COUNTY
WWW.BGCSTC.ORG



WELCOME

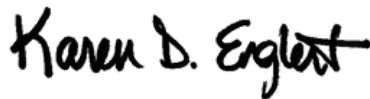
A LETTER FROM THE CEO & BOARD PRESIDENT

It was a very exciting 2022 for Boys & Girls Clubs of St. Charles County! Some of the highlights include opening our first school-based unit, securing funds for site improvements, breaking event fundraising records, and developing a new partnership with the Francis Howell School District. We also executed another successful Junior Youth of the Year program with O'Fallon Club member, Salena J., earning the statewide title.

We have challenges and needs, just like any organization. Staffing continues to be a concern, coupled with rising inflation. But we have an amazing Board of Directors, staff, volunteers, and community supporters poised to lead us in the right direction and ensure future success. Representatives from each of these groups recently completed our three-year strategic plan that will carry us into 2025. Key focus areas include safety, strengthening the organization, improving program quality, advocacy, and membership & community engagement. We look forward to executing the Plan and sharing outcomes with all of you.

Over the last few years, the extraordinary team at Boys & Girls Clubs of St. Charles County has not missed a beat in providing services that are essential to countless children, youth, and families. We have been there for children and families because the community has been and continues to be there for us. As we begin to see the light at the end of the pandemic tunnel, we are beyond grateful to the Boys & Girls Clubs of St. Charles County team and Board of Directors, to our families, to our school partners, and to all of you - our dedicated volunteers and supporters. Thank you for helping create great futures for our community's children.

With gratitude and hope,



Karen Englert
Chief Executive Officer



Mark Prouhet
2022 Board President

Our Mission

To enable all young people, especially those who need us most, to reach their full potential as productive, caring, responsible citizens.

Our Vision

Provide a safe and engaging environment where youth will reach their unlimited potential today and tomorrow.

Our Core Values

Boys & Girls Clubs of St. Charles County holds key principles for those we serve, employ, and partner with.

1

SAFETY
PHYSICAL AND
EMOTIONAL

2

BELONGING
AN INCLUSIVE
COMMUNITY

3

COMPASSION
EMPATHY AND
UNDERSTANDING

4

EXCELLENCE
CONTINUOUS
IMPROVEMENT

5

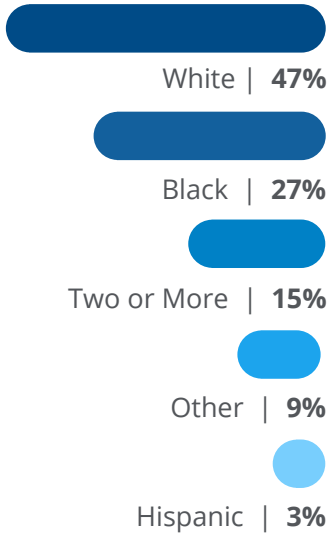
OPPORTUNITY
LEADERSHIP, PURPOSE,
& PASSION

WHO WE SERVE

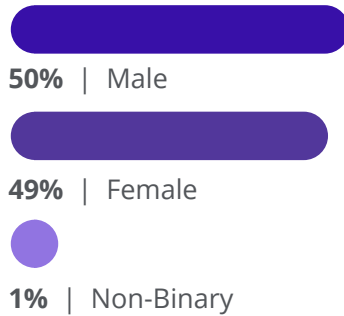
BY THE NUMBERS

Today's kids have MORE. More opportunity, more access, more paths. But they also deal with more chaos, more risks, more danger. We're doing whatever it takes to fill gaps, provide safe spaces, and empower kids to imagine and achieve great futures in St. Charles County.

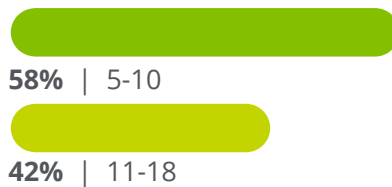
ETHNICITY



GENDER



AGE



785

Kids received academic support through PowerHour, Project Learn, & Career Launch.

51,432

Meals & snacks served in 2022.

6,983

Kids served through programs, athletics, and community outreach.

WHO WE EMPLOY

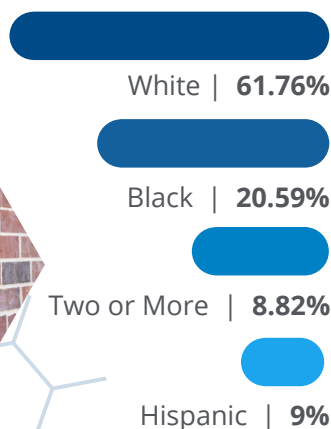
BY THE NUMBERS

Our work is vital in supporting healthy, productive, caring generations of young people. We strive to support each other and advocate for our mission. Our dedicated frontline Youth Development Professionals and seasoned administrative team do whatever it takes to build great futures.

I LOVE SEEING MEMBERS PROUDLY TELLING THEIR PARENTS ABOUT WHAT THEY LEARNED. IT GIVES ME A SENSE OF ACCOMPLISHMENT DESPITE THE DAY TO DAY CHALLENGES.

- DONNETTA JONES
CLUB ALUMNA & UNIT COORDINATOR

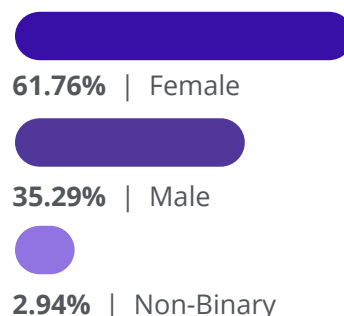
ETHNICITY



EMPLOYMENT STATUS



GENDER



MAJOR MOMENTS

COMMUNITY WIDE IMPACT IN 2022

Celebrated Salena J., our 2022 Junior Youth of the Year Club winner, as she won the state title for Junior Youth of the Year.



Recognized and rewarded 13 Club kids and 6 staff with a day at the ballpark after 9 weeks of summer camp thanks to a Cardinals Care Grant.



Created a 3-year Strategic Plan with input from staff, board members, Club parents, community partners & volunteers.



Launched our first school-based unit in the Club's 67+ year history at Wright City West Elementary serving 50 children ages 5-11.

PROGRAMMING

5 Key Elements of Positive Youth Development

FUN

The Club facility, staff & program offerings create a welcoming, positive environment that allows members to engage in play and be eager to come and return.

OPPORTUNITIES & EXPECTATIONS

Club staff & programs consistently communicate that every child has the potential to excel, be productive, and succeed at the Club and in life.

RECOGNITION

The Club takes every opportunity to recognize and validate Club members' achievements and accomplishments.

SUPPORTIVE RELATIONSHIPS

The Club ensures that every young person feels connected to one or more adults and has friendships with peers.

SAFE PLACE

The Club is a safe haven where members feel physically and emotionally secure at all times.

The 3 Pillars

A Balanced Approach to Youth Development



**ACADEMIC
SUCCESS**



**HEALTHY
LIFESTYLES**



**CHARACTER &
LEADERSHIP**



3

Club Units open for after school and summer programming



28

Schools served during after school and summer programming



26

Structured program options offered to Club members



592

Club members participated in S.T.E.A.M programming



810

Club members participated in nutrition & exercise programming



831

Club members participated in Anti-Bullying & Youth for Unity programming



11

Teen members completed the summer ACT Prep program



12

Pre-teen members completed the Junior Youth of the Year Program



98

Club members completed Summer Brain Gain to prevent learning loss

Celebrated Kim Hannegan at the Area Council Conference for the Outstanding Board Volunteer Award, a prestigious statewide honor.



Served thousands of community members at 9 Mobile Food Markets at the O'Fallon Unit in partnership with St. Louis Area Foodbank.

Created an innovative partnership with Francis Howell School District allowing us to serve 40 new members from three Title I schools.



Advocacy at the local, state, and federal levels enables us to secure critical funding, impactful policies, and legislative support around key priority issues. Advocacy from our board and staff resulted in recognition as a 2022 Champion for Youth from Boys & Girls Clubs of America, recognizing the top 10% of 5,000 Clubs nationwide for advocacy efforts.



2022 HONOREES



Children's Advocate
Carolyn Harting



Corporate Champion
Target District 118



Volunteer of the Year
University of Missouri Extension
FNEP & Master Gardeners

COMMUNITY PARTNERS

Academy of the Sacred Heart
AMVETS Auxiliary Post 106
Bank of Franklin County
Bible Baptist Church
Boeing
Carmax
CenterPointe Hospital
Central County Fire & Rescue
Child Advocacy Center of Northeast MO
City Light Church
Clement Auto
Community & Children's Resource Board
Community Council
Compass Health
Crown Castle
Emmanuel Light Ministries
Family Advocacy & Community Training
Fine Events LLC
First Baptist Church of O'Fallon
First St. Charles United Methodist Church
Girl Scouts of Eastern MO
Harvester Christian Church
Isaiah's Foundation
Jaeger Transportation
Kiwanis Club of O'Fallon
Kiwanis Club of St. Charles
Kiwanis Club of Wright City
Kohls
LindenGiving
Lindenwood University
Loomis St. Louis
Lutheran Family & Children Services
Marcy's Project
Mastercard
NAMI St. Louis
O'Fallon Fire Protection District
Preferred Family Healthcare
Reebok Basketball Series
St. Charles City Police Department
St. Charles City-County Library District
St. Charles County Ambulance District
St. Charles County Public Health
St. Charles Jaycees
St. John United Church of Christ
St. Louis Area Foodbank
St. Louis Crisis Nursery
Sts. Joachim and Ann Care Service
SugarBot Sweet Shop
Sunrise Rotary Club
Target
Thermo Fisher Scientific
Thrivent Financial
UMSL - Center for Behavioral Health
Youth in Need

 **1,574**

Kids & parents attended Trunk or Treat and enjoyed safe family fun

 **450**

Stuffed backpacks distributed to students at Back 2 School Bash

 **238**

Club kids received holiday gifts with the help of community partners

VOLUNTEERS

SHARING THEIR TIME & TALENTS

VOLUNTEER INVOLVEMENT

1,013 hrs. | In-Club Volunteers

871 hrs. | Community Events

719 hrs. | Fundraising Events

460 hrs. | Board of Directors

“EACH
VOLUNTEER SAVES
THE CLUB **\$18.79**
PER HOUR. IN 2022,
VOLUNTEERS SAVED
THE CLUB
\$57,723”

- TANF REPORT

Board of Directors

Board President, Mark Prouhet

Vice President, Mark Schoene

Treasurer, Janine Orf

Secretary, Kim Hannegan

Jon-Paul Brown*
Chad Burkemper*
Bob Cissell
Robert Cornejo
Dr. Earl Draper*
Caroline Daiker*
Angel W. Likens

Dennis Maher**
Carolyn Harting
Dr. David Poggemeier**
Vicki Schneider
Dr. Danielle Tormala
Emily Weber*
Gerry Wiegmann**

*members whose terms began in 2022

**members who retired early from the board in 2022

“SERVING AS A
BOYS & GIRLS CLUB
BOARD MEMBER IS A FULL
CIRCLE MOMENT FOR ME
BECAUSE I AM ABLE TO
SERVE MY COMMUNITY
WHILE ALSO LIVING OUT
MY PERSONAL MISSION TO
BE A CHAMPION FOR KIDS

- DR. EARL DRAPER
CLUB ALUMNI & BOARD
MEMBER

SERVING ON A

88%

COMMITTEE

ANNUAL

100%

BOARD GIVING

BROUGHT
NEW DONORS

100%

TO MISSION

FINANCIAL SNAPSHOT

FISCAL YEAR ENDED DECEMBER 31, 2022

**Financials reported are unaudited*

ASSETS

| | |
|---------------------|--------------------|
| Current Assets | \$1,846,693 |
| Fixed Assets | \$5,694,419 |
| TOTAL ASSETS | \$7,547,112 |

LIABILITIES

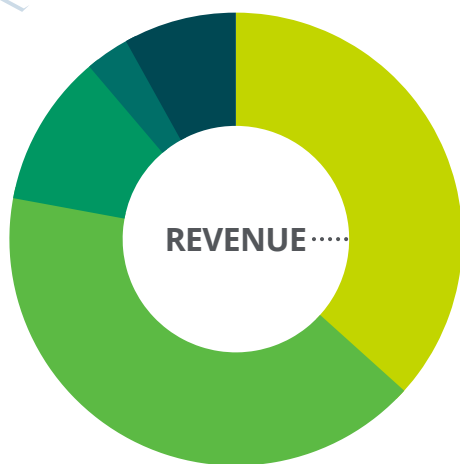
| | |
|--------------------------|--------------------|
| Current Liabilities | \$183,025 |
| Long Term Liabilities | \$1,351,085 |
| TOTAL LIABILITIES | \$1,534,110 |

| | |
|-------------------------|--------------------|
| TOTAL NET ASSETS | \$6,007,002 |
|-------------------------|--------------------|

NET INCOME

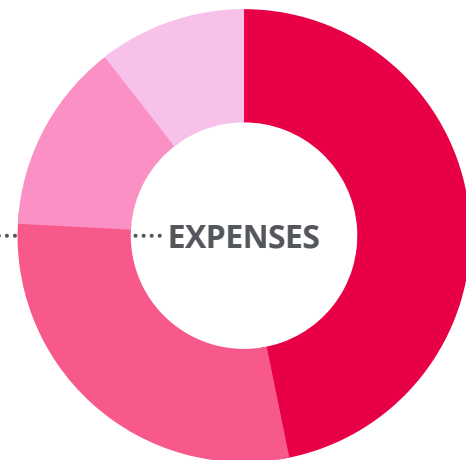
| | |
|-------------------|--------------------|
| Total Revenue | \$1,312,276 |
| Total Expenses | \$1,465,529 |
| NET INCOME | \$(153,253) |

SUPPORTERS
RAISED
\$21.6K
FROM THIRD PARTY
FUNDRAISERS



| | |
|-------|--------------------------|
| 41.2% | Grants |
| 36.7% | Charitable Contributions |
| 10.9% | Program Reimbursement |
| 8.1% | In-Kind Goods & Services |
| 3.1% | Miscellaneous |

| | |
|----------------|-------|
| Programs | 46.9% |
| Facilities | 29% |
| Operations | 13.6% |
| Administrative | 10.5% |



Dollars & Cents

Revenue declined from the prior year primarily due to lower income from COVID-19 government relief funding, unfavorable investment results driven by difficult market conditions, and timing of legacy gifts.

Overall, the proportions of revenue sources remained consistent with the prior year with the exception of fundraiser income which was up 41% from the previous year. Each of our 3 signature events broke fundraising records.

Operating expenses increased from the prior year primarily due to the impacts of high inflation and a tight labor market, which drove increases in personnel and program expenses.

Consistent with the prior year, 75.9% of expenses were dedicated to programs serving our members and families, with fundraising, management, and operational costs remaining at 24.1% respectively.

Special thanks to our annual sponsors & funding partners:





Administrative Office
1211 Lindenwood Ave.
St. Charles, MO 63301

**GREAT
FUTURES
START HERE.**



GET INVOLVED

CONNECT WITH US



VOLUNTEER



DONATE



PARTNER



BGCSTC.ORG